DAILY LESSON PLAN

Unit: Whole Numbers **Date**:_____

Topic: Concept of Tens. (Day 1)

Key Learning Area: Introduction of 2-digit, Introduction of Place value, Making groups of tens things, writing concepts of 2-digit numbers. **Year Level**: 1

Outcomes: Understanding of 2-digit numbers, writing 2-digit numbers according to place value, Making groups of required numbers, numbers in words

Lesson Structure:

Time	Introduction (Set):	Teaching Approaches
10 min.	Quick revisions of the previous lecture by cross questioning. **Introduction of Ten:** The best way to introduce 10 is to put 9 objects and ask students to count them. Then add one more and ask how much is it? Take 10 pencils and make a bundle. Call that bundle 1 Ten. Do enough practice, with the bundle repeat the word Tens for a bundle again and again **Concept of Tens:** Tell them the concept of Tens and ones by same activity. Cross questioned i.e., how many ones will make a ten? Let count them by all together.	Use Interactive Approach **Concept of Ten Activity:** -Give your students a physical activity to refresh their minds. Ask 9 students to stand in a group and then 1 more student to join them. Now tell them 10 students are 1 Ten. -Or you can do the same activity by objects. Let them practice enough of ten by different things.

Copyrights Reserved by Moonlight Publishers 2022

	Encourage them to chant along with you while counting. **Concept of Block frame and Place Value Chart:** Before introducing concept of Tens and Ones. Introduce them with the block frame. Students need to physically build sticks of ten cubes to understand the orderly grouping of ones into tens. 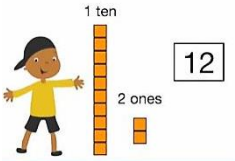 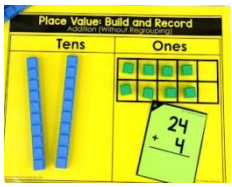	**Block Frame and Place Value Chart:** Use printed form Value chart or draw on a poster to show the students tens and Ones. Give them Unifix cubes so that they can build the Ten by 10 cubes.

INTERNATIONAL MOONLIGHT PUBLISHERS

LESSON STRUCTURE:

Time	Main Content:	Teaching Approaches

Copyrights Reserved by Moonlight Publishers 2022

25 min.	**Count of Ten:** Have ten objects (pencils/sticks/cubes) count and make a group of tens objects. Now ask students to count different objects from their bag pack and make a group of Ten. Once the students get the idea of ten. Give them objects and ask them how many objects they need to complete the group of ten ones. **Concept of Place Value**: Begin by explaining that if there is a large number of objects, say a box of 200 lollipops, it would be difficult to count them all at once. A simpler and more efficient way would be to count them in small groups, say groups of 10. **Concept of Tens and Ones:** Use concrete and pictorial models or blocks of two different colors to represent Tens and Ones. Children see that 1 Ten can be shown by filling a Ten frame with 10 connecting cubes/blocks. Any extra cubes/blocks outside the Ten frames are Ones.  	**Count and Match:** Draw tens lines or objects on the board. Count along your students up to 10. Put a box over ten things to show it as a group. Now draw different things in pairs of 10 on the board. Count each group and match with number 10. Also ask that how many objects do you need to make tens in the following image? 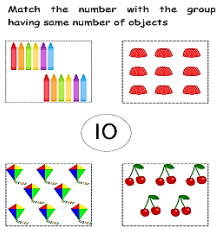 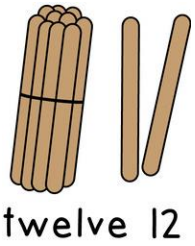

Time	Conclusion:	Teaching Approaches

Copyrights Reserved by Moonlight Publishers 2022

5 min.	Students will be able to: Understand the concept of 2-digit numbers. Understand and distinguish between the Tens and Ones place value. Use Tens and Ones blocks to make numbers. Count, make and draw the objects in groups. Understand the concept of the block frame. Count and write any two digit number by using block frame. Read and write the numbers in words up to 20.	Recall activity from the lesson's opening. Review the lesson with students. Ask students, "what did we learn about numbers today"? Count backwards with students. Ask for questions.

Resources:

Number songs, Printed or handmade number cards, Animal number cards, Sticky notes, Flash/Number cards, Missing numbers worksheets, Incredible Mathematics Grade 1 book, notebooks etc.

Safety Consideration/ Materials

None

Assessment

Students will be asked to complete a worksheet (independent practice) on counting backwards. Students will fill in blanks on a number line. Mind games. Quiz etc.

Reflection

Copyrights Reserved by Moonlight Publishers 2022

Students have understood the following:

The concept of 2-digit numbers.

Understood and distinguished between the Tens and Ones place value.

The use of Tens and Ones blocks to make numbers.

How to Count, make and draw the objects in groups.

The concept of the block frame.

Count and write any two digit number by using block frame.

Reading and writing the numbers in words up to 20.

INTERNATIONAL MOONLIGHT PUBLISHERS

Copyrights Reserved by Moonlight Publishers 2022